

CHEEKY PANDAS

Activity Pack

Thanks

It's in the Bible James 1:17

Every **good** and **perfect gift** is from above, coming down from the **Father of the heavenly light**, who does not change like shifting shadows.

Let's chat! Watch the video: *The Birthday Gift*

- I wonder how you might have felt if your birthday gift had arrived all broken?
- How might you feel if the gift you had given to someone arrived all broken?
- What did you think about CJ's response to her friends?

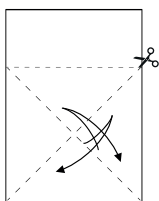
Let's make a Thank You catcher!

A paper prayer catcher is made by folding paper into a four-cornered device that is manipulated by the fingers.

You will need:

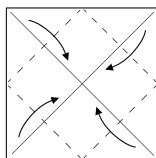
- A4 paper
- scissors
- pencil

1



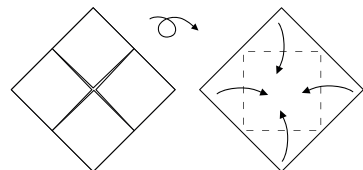
Take your sheet of A4 paper and fold up one corner until it meets the other side. Fold opposite corner up and cut off the excess strip to leave you with a square.

2



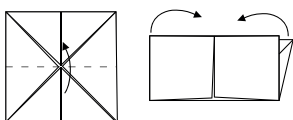
Unfold then fold each corner so the points meet in the middle.

3




It should look like this. Now flip it over and fold in the corners so the points meet in the middle.

4



Fold along the horizontal middle and then the vertical middle.

5



Open the Thank You Catcher and work the sections with your fingers to form four points.

6

On the four outer flaps write the names of four different colours. On the inside, write eight numbers on the triangle flaps. Lift the flaps and write something you might want to say Thank You for on each one.

For example: • school • family
• free choice • friends • gifts • pets
• creation • sports

Let's Pray!

Loving God, we thank you for all the people and things in our lives. Help us to always be thankful even when life is a bit harder. We pray for our five friends, that you would help them also to know your love for themselves.

Amen



Why not see if you can do everything on the **I can pray... thank you** sheet every day this week.

Food Challenge

Making Banana Bites

You will need:

- Banana cut into two inch pieces
- Cream Cheese or Chocolate Spread (preferably with no nuts)
- Sprinkles (*cake sprinkle / grated chocolate / rice krispies / raisins / or whatever you have available in the cupboard!*)

Method:

Step 1:

Cover the banana pieces in a good coating of cream cheese or chocolate spread.

Step 2:

Carefully roll the banana pieces in whichever sprinkles you want. Be bold and make some interesting combinations. Place on a clean plate until you have used up all the banana.

Why not try this with other fruits as well!

**Now offer your selection
of **Banana Bites** to
others in your household!**



I can pray...a thank you prayer!

1 Thessalonians 5 v 17-18

Pray continually and give thanks whatever happens.
That is what God wants for you in Christ Jesus.

God loves it when we pray and talk to him – we can pray and ask for things, we can stop and listen to what God is saying – today let's take some time to pray a big **THANK YOU** to God for all the amazing things He does for us.



Thank you for friends and family

Visit all the rooms in your house – every time you come across a photo of a friend or family member stop and say a thank you to God for them.



Thank you for food

Every time you stop to eat or drink today – take a moment to say thank you to God for everything he provides for us.



Thank you for our home

Some things we use every day without thinking about them.

Pick a room in the house – stretch out wide with your hands towards the walls, stretch up tall between the floor and the ceiling – and say thank you to God for the house you live in.



Thank you for creation

Look out of a window at the beautiful creation that God has made – thank God for all the different plants and animals you can see.



Psalms 95 v 1-3

Come, let's sing for joy to the Lord.
Let's shout praises to the Rock who saves us.
Let's come to him with thanksgiving.
Let's sing songs to him,
because the Lord is the great God,
the great King over all gods.

Thank you for music

Put on a worship song and sing and dance as a thank you to God!

