

CHEEKY PANDAS

Activity Pack

Praise

It's in the Bible Psalm 126:3

The Lord has done **great things** for us, and we are filled with **joy**.

Let's chat! Watch the video: *The Duck Award*

- Which bit in the video did you really like?
- Was there anything in the video that made you feel sad?



Let's look!

There are many ways to praise God. In the Message Bible in **Psalm 15** it says:

*"Praise him with a blast on the trumpet,
praise by strumming soft strings;
Praise him with castanets and dance,
praise him with banjo and flute;
Praise him with cymbals and a big bass drum,
praise him with fiddles and mandolin.
Let every living, breathing creature praise God"*

It says there are many instruments to praise God with. Can you unravel the clues?

with a blast on the **t** _ _ _ _ _ **t**

by strumming **s** _ _ _ _ _ **s**

with **b** _ _ _ _ _ and _ _ _ _ _ **t**

with _ _ _ **m** _ _ _ _ **s** and _ _ _ _ _ **m**




And remember that every breathing creature can praise God. That is you!

What instrument would you choose to praise God with?

Let's Pray!

Dear Jesus, thank you that we can sing, dance, shout or make a loud noise to you in our happiness that you are our King. Please help five of my friends to come to know you as their King as well. **Amen**



Let's make!

Find a small, empty plastic bottle with a screw top. Half fill it with either dried beans, rice or lentils. Seal the top, tightly. Make sure it makes a great sound when you shake it. Decorate your shaker with stickers, glitter, paper shapes etc!

Food challenge

The challenge this time is to make a celebration cake. Here is a microwave mug cake recipe from BBC GoodFood. See what you have at home that you can decorate it with.

Ingredients:

4 tbsp self-raising flour
4 tbsp caster sugar
2 tbsp cocoa powder
1 medium egg

3 tbsp milk
3 tbsp vegetable or sunflower oil
a few drops of vanilla essence
2 tbsp chocolate chips, nuts, or raisins etc (optional)

Method:

Step 1:

Add 4 *tbsp self-raising flour*, 4 *tbsp caster sugar* and 2 *tbsp cocoa powder* to the largest mug you have (to stop it overflowing in the microwave) and mix.

Step 2:

Add 1 *medium egg* and mix in as much as you can, but don't worry if there's still dry mix left.

Step 3:

Add the 3 *tbsp milk*, 3 *tbsp vegetable or sunflower oil* and a *few drops of vanilla essence* and mix until smooth, before adding 2 *tbsp chocolate chips, nuts, or raisins*, if using, and mix again.

Step 4:


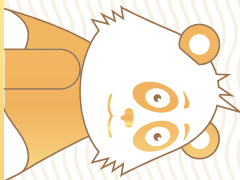
Centre your mug in the middle of the microwave oven and cook on **high for 1½-2 mins**, or until it has stopped rising and is firm to the touch. Then decorate as you wish.



AWARDED TO _____


BY _____

CHURCH

For really helping people this week.







HIGH PRAISE

Certificate

Let's praise!

We can praise God and use our words to tell Him how wonderful He is. Can you think of a word to describe how AMAZING God is using each letter of the alphabet?

A B C




Praise is our way of telling God how AMAZING He is. We can praise using our words, our actions and our whole bodies.

How many ways can you find to praise God today?



We can praise God with the whole of our bodies, we can jump, spin and dance or wave our arms in the air. Why not put on some music and spend sometime praising God with your whole body today.



Psalms 150 says we can praise God with many different instruments and sounds.

Why not read it together?

How many different things can you find to make a sound with in your home? Bang a saucepan with a wooden spoon, shake a bottle filled with rice or pasta, blow through a tube. What sound can you make to praise God today?

We can praise God wherever we go, why not go for a walk together in God's amazing creation. How many different things can you see that you can praise and thank God for?

